

NOTIFYING A FOAL VIA *HARNESSWEB*

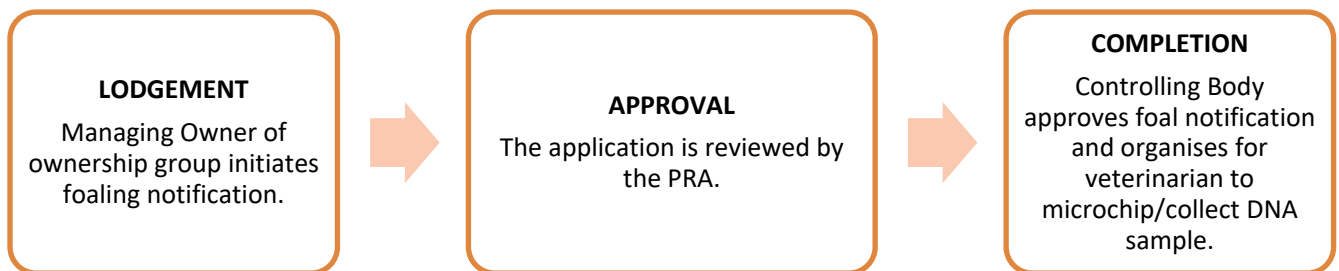
Harness racing industry participants may now lodge their notification of foaling directly through [Harnessweb](#).

Benefits include:

- less paperwork (and risk of loss or delay) and,
- a faster processing when completed correctly.

There are three main stages to the process:

1. **Lodgement** - Managing owner initiates the foaling notification online via Harnessweb portal.
2. **Approval** – The foaling notification is reviewed by the Principal Racing Authority (PRA) for approval.
3. **Completion** - Once all components are completed and approved, the Controlling Authority in the State in which the managing owner is domiciled, approves, and finalises the transaction.



Important Information

Before you start, please ensure that the following information is available:

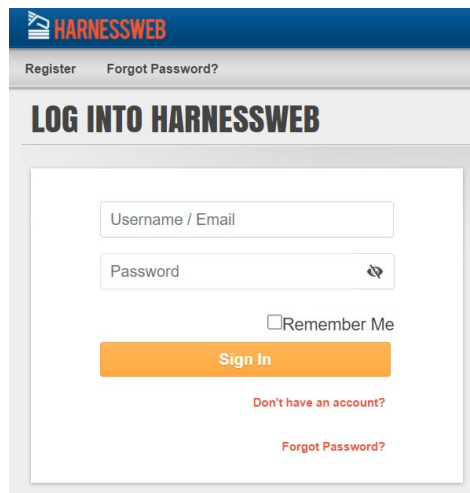
- The location and responsible person for the foal.
- Location of the foal for microchipping.
- Description of the foal – including markings etc.

Don't have a Harnessweb account? Sign up [here](#).

How to Initiate a Foaling Notification

Commencing the Foaling Notification – only the Managing Owner may initiate the foal notification process.

1. Log into Harnessweb

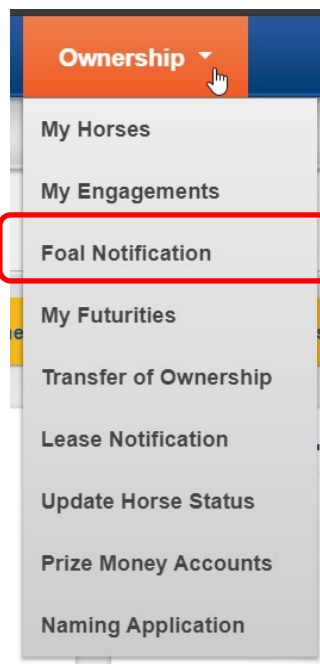


The screenshot shows the Harnessweb login interface. At the top, there is a blue header with the Harnessweb logo and navigation links for 'Register' and 'Forgot Password?'. Below this is a white box titled 'LOG INTO HARNESSWEB'. Inside the box, there are two input fields: 'Username / Email' and 'Password'. Below the password field is a checkbox labeled 'Remember Me'. A prominent orange 'Sign In' button is centered below the inputs. At the bottom of the white box, there are two links: 'Don't have an account?' and 'Forgot Password?'.

2. Go to the 'Ownership' tab on the main menu.



3. From the dropdown menu select 'Foal Notification'.



4. This will open the foaling notification dashboard – please read the instructions and select ‘Start New Application’.

FOAL NOTIFICATION

DASHBOARD

1. Submit a Foal Notification
The **Managing Owner** or **Stud Master** submits a Foal Notification based on the recorded service certificate. This involves reviewing and confirming the mare details, providing the service result, foal details, and foal location details. We will notify the involved participants of this Foal Notification via email (provided we have their email addresses).
For **TWIN** foals, please contact the State Controlling Body to submit a foal notification. Currently, Harnessweb does not support applications for twin foals.

2. State Body Approval
The governing state body to which the foal is notified, approves the application, and invoices the managing owner if a fee is payable.

3. Microchipping and DNA
At this step, the foal is ready for microchipping, and a hair sample will be taken for DNA parentage verification. The governing state body will get in touch with the nominated contact person to make the necessary arrangements.

START NEW APPLICATION

Pending
Automatically generated applications for unnotified foals that are now microchipped. Please complete and apply for approval
You do not have any foal notifications pending.

Ready For Review
Applications awaiting review by the State Controlling Body for final approval
Only Foal Notifications submitted online are displayed here
You do not have any foal notifications ready for review.

Completed
Applications reviewed and approved by the State Controlling Body
Only Foal Notifications submitted online are displayed here
You do not have any completed foal notifications.

5. In the next window please select the relevant mare and PRA – if the foal is born in WA you must select WA for the foal to be Westbred eligible.

FOAL NOTIFICATION

MARE DETAILS

This form must be completed by the Managing Owner (or the racing manager of the organization in case the owner is not an individual) or the Stud Master of the horse. Once this form is completed, HarnessWeb will notify all owners by email where appropriate. By completing this form, you undertake that all information is true and correct and that all interested parties are aware of the foal notification being submitted. Note that the registered owner or Lessee of the mare at the time of the last date of service is deemed to be the 'Breeder.' The foal will automatically be registered in the ownership of the Breeder. If the foal is to be registered in a different ownership, a transfer or lease form for the mare must be lodged prior to the mare's last date of service.

Mare

Select Mare:

Has mare produced a live foal?
(Live Foal means a foal that stands and suckles after birth)

Yes
 No

State Body ⓘ
Which state controlling body do you wish to register this Foal Notification with?

State Body

Fee Schedule
Select a state body to view fee schedule.

Note – Please note that the owner/lessee of the mare at the time of last service is deemed to be the breeder. The foal will automatically be registered to the owner/lessee of the mare at the time of foaling.

6. The next page will require the foal details, including the foaling address and description of the markings etc. Complete in full and select 'Continue'.

FOAL DETAILS

Date of Birth: ?

27/01/2024

Sex:

-- Please Select --

Colour:

-- Please Select --

Proposed gait:

-- Please Select --

Has mare died?

Yes

No

Place of Birth

*All fields are mandatory

Street Address

Suburb

State

WA

Postcode

Country

AUSTRALIA

Mobile

Markings

Face Whorl:

NO WHORLS

Face:

NO WHITE HAIRS EVIDENT

Off Fore:

NO WHITE HAIRS EVIDENT

Off Hind:

NO WHITE HAIRS EVIDENT

Near Fore:

NO WHITE HAIRS EVIDENT

Near Hind:

NO WHITE HAIRS EVIDENT

Other Marks, Scars or Stud brands:

Enter comments

CONTINUE

BACK

7. You will then be required to nominate a location for the contracted vet to attend to microchip and collect DNA.

FOAL LOCATION

Location of Microchipping and DNA

*All fields are mandatory

Contact Name	Country
<input type="text"/>	AUSTRALIA ▼
Street Address	State
<input type="text"/>	-- Please Select -- ▼
Suburb	Postcode
<input type="text"/>	<input type="text"/>
Mobile	
<input type="text"/>	

Register Your Interest in Futurity in Another State

Choose an additional state for the foal's futurity participation

State Body

-- Select State Body -- ▼

CONTINUE

BACK

8. To finalise the application, you will need to verify the details, read and tick the declaration and proceed to the payment gateway.

Current Owner		Stallion	
Current Lessee		Stud Master	
Microchip		State of service	
Freeze Brand		Type of Service	
Certificate Number		Embryo Transfer	
		Service Start Date	
		Service End Date	

Foal Details

Date of Birth	27 Jan 2024	EXAMPLE ONLY
Sex	COLT	
Colour	BAY/BROWN	
Gait	TROTTER	

Has mare died?
No

Markings

NO WHORLS ON FACE
NO WHITE HAIRS EVIDENT ON FACE
NO WHITE HAIRS EVIDENT ON OFF FORE LEG
NO WHITE HAIRS EVIDENT ON OFF HIND LEG
NO WHITE HAIRS EVIDENT ON NEAR FORE LEG
NO WHITE HAIRS EVIDENT ON NEAR HIND LEG

Place of Birth	Microchipping Location
Street Address	Contact Person
	Cathy
Suburb	Street Address
	14 Hasler Road
Postcode	Suburb
	Osborne Park
State	State
WA	WA
Country	Country
AUSTRALIA	AUSTRALIA
Mobile	Postcode
	6017
	Mobile

9. Go to the payment portal to pay for the foaling notification, by clicking 'Continue to Payment'.

Selected State Body for Futurity Interest

None Selected

Foal Notification State Body

Racing WA

Amount Payable

Foal Notification	\$905.00
--------------------------	----------

- By checking this box, I confirm that I am authorized to submit this Foal Notification on behalf of the Managing Owner/Breeder. I understand that false information may lead to penalties and I agree to the terms and conditions of the submission.
- I/We, as the owner/authorized agent or the stud master of the mare, declare that the details of the notified foal or the result of service (in case of a non-live foal) are true and correct to the best of my/our knowledge. I/We agree to comply with and be bound by the rules and directions of harness racing. We declare that we are over the age of 18 years and the only persons who have any interest whatsoever in this horse. Furthermore, we declare that all the particulars contained on this form are true and correct.

CONTINUE TO PAYMENT


BACK

10. When the application has been submitted successfully and paid, you will be taken back to the review page.

11. The foaling notification dashboard will include a history of all foaling notification transactions for review.

FOAL NOTIFICATION


DASHBOARD



1. Submit a Foal Notification


The **Managing Owner** or **Stud Master** submits a Foal Notification based on the recorded service certificate. This involves reviewing and confirming the mare details, providing the service result, foal details, and foal location details. We will notify the involved participants of this Foal Notification via email (provided we have their email addresses).

For **TWIN** foals, please contact the State Controlling Body to submit a foal notification. Currently, Harnessweb does not support applications for twin foals.



2. State Body Approval

The governing state body to which the foal is notified, approves the application, and invoices the managing owner if a fee is payable.



3. Microchipping and DNA

At this step, the foal is ready for microchipping, and a hair sample will be taken for DNA parentage verification. The governing state body will get in touch with the nominated contact person to make the necessary arrangements.

[START NEW APPLICATION](#)

Pending

Automatically generated applications for unnotified foals that are now microchipped. Please complete and apply for approval

You do not have any foal notifications pending.

Ready For Review

Applications awaiting review by the State Controlling Body for final approval

Only Foal Notifications submitted online are displayed here

Completed

Applications reviewed and approved by the State Controlling Body

Only Foal Notifications submitted online are displayed here

You do not have any completed foal notifications.

Finalising the Foaling Notification

Controlling Body Approval

1. Once the application has been submitted it will be reviewed by the PRA.
2. The application will then be forwarded to the contracted vets, who will contact you accordingly to organise microchipping and DNA.

FREQUENTLY ASKED QUESTIONS

Who starts the process?

The **Managing Owner** must start the process via Harnessweb.

Is there a fee?

Yes, there is a fee to register your foal. Please view the relevant year Fee Schedule [online](#) for further information.

There is no additional charge for utilising Harnessweb to complete a Foaling Notification.

How will I be charged?

The **Managing Owner** will be required to pay for the Foaling Notification via Credit Card as part of the process.

Who needs to approve the naming?

Racing WA will review and approve the Foaling Notification.

Do I need an email address?

Yes, Harnessweb relies on a unique email address to keep you up to date with the progress of your Foaling Notification.

How do I review a foaling notification?

The Managing Owner can review the status of any Foaling Notification. This information is accessed via the dashboard.

I have received my physical Certificate of Service from the stud, can I still use HarnessWeb to notify?

Yes, RWA has issued Certificate of Service to Studmasters for this season, however, you may notify your foal online or via the completed Certificate of Service. Payment must accompany the form.

My foal is also eligible for other State futurities, how do I ensure that they are covered?

Refer to Step 7 of the user guide on how to select additional futurities.

Need more information or still have questions about the process?
Please contact Racing WA Racing Services on 9445 5558 or licreginfo@rwwa.com.au